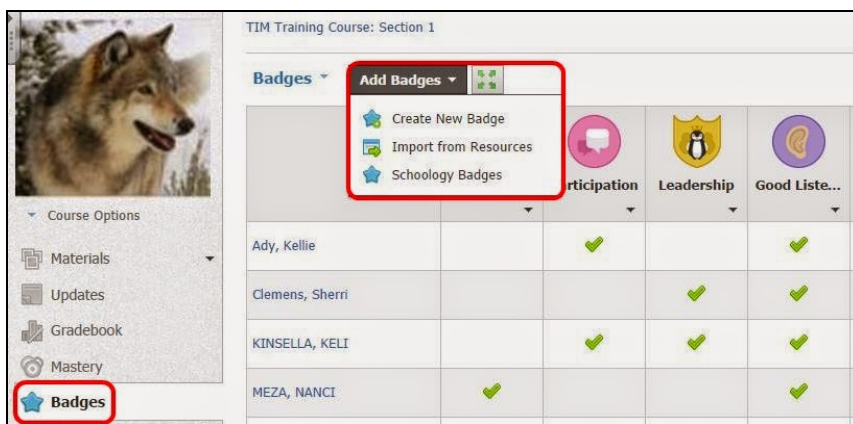


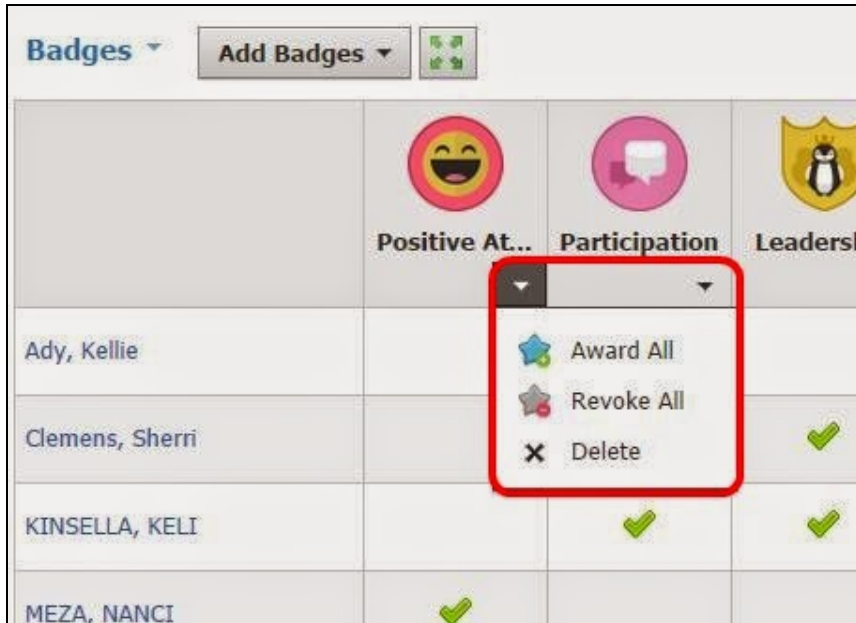
[Badges in Schoology](#)

Before learning HOW to create and award badges in Schoology, we need to think about WHY we should all use badges in Schoology. It may be best explained by Keith Sorensen, a Technology Coordinator at a high school in Illinois. [Click here to read his blog post](#). Basically, Keith explains that we all love to work for something, and grades don't motivate everyone. Think of the Boy and Girl Scouts, the U.S. Military, and video games. They all award badges for hard work well done.

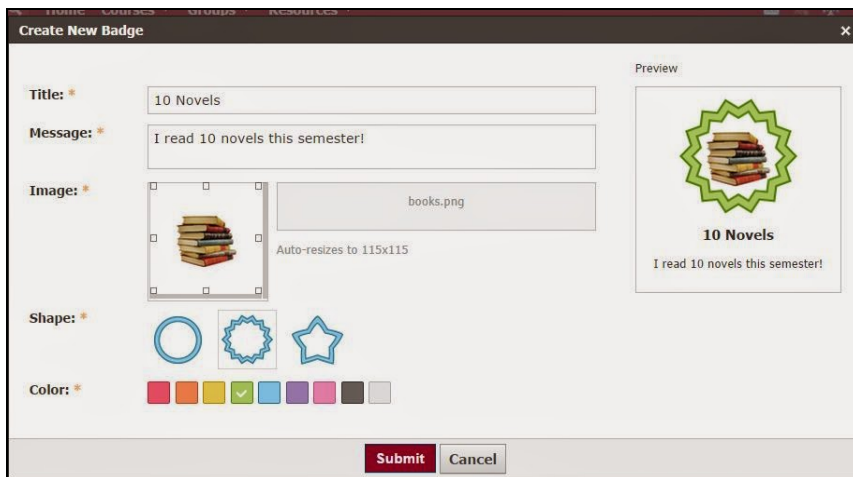
[Here's how to create and award a badge in Schoology:](#)



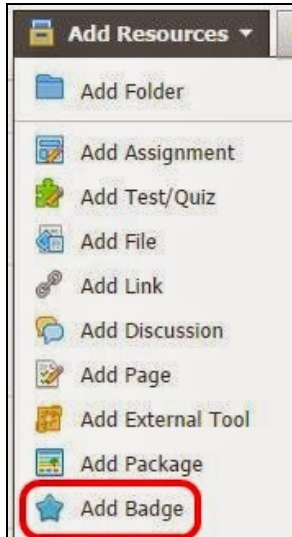
1. On the left side of your Schoology course, go to Badges. Click Add Badges, and you will be able to create new badges, import badges you have saved in your resources, or find badges that have already been created by Schoology.



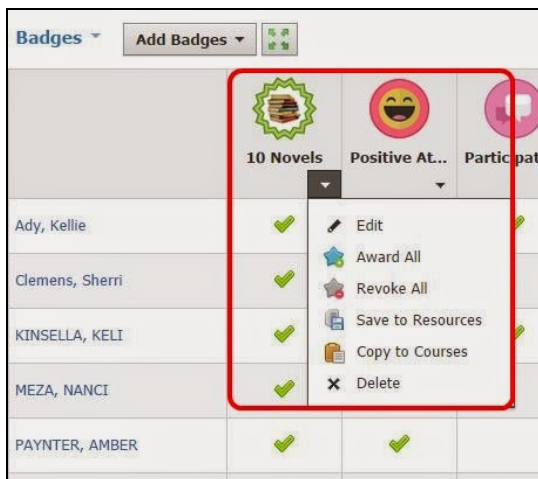
2. Once you have picked some of Schoology's badges and added them to your course, you can click in the box by a student's name to award that badge to him/her. Or, you can click on the down arrow by a badge, and either award it to all students, revoke it from all students, or delete the badge.



3. Want to make your own badges? It's easy! Go to Create New Badge from Add Badges in your course. Then you'll get the window to the right. Just name it, pick an outline and color, and upload a picture you have saved to your computer. *Note: You might want to make sure there is some white space around the picture before you upload it so it will fit well in the center of the shape. Click Submit, and you'll have your own badge created and ready to use.



You can also create badges within your Personal Resources in Schoology by going to Add Resources/Add Badge.



4. The badges you create will have more choices in the drop-down than a Schoology-created badge, including Edit, Save to Resources, and Copy to Courses. Your students will get notifications when they receive a badge from you, and they will also show up in the students' user profiles.

Have fun with Badges! We know your students will love them!